

Schemes for Minorities along with
details of budget allocation, targets
& achievements

SCHEME-WISE ALLOCATION of 2018-2019

		BE (in Crore) 2018-19
A	EMPOWERMENT	
A.1	EDUCATIONAL EMPOWERMENT	
1	Pre-Matric Scholarship	980.00
2	Post-Matric Scholarship	692.00
3	Merit-cum-Means based Scholarship	522.00
4	Naya Savera'- Free Coaching & Allied Scheme	74.00
5	Nai Udaan'- Support for students clearing Prelims conducted by UPSC, SSC, State Public Commissions etc.	8.00
6	Padho Pardesh'-Interest subsidy on educational loans for overseas studies	24.00
7	Maulana Azad National Fellowship Scheme	153.00

SCHEME-WISE ALLOCATIONcontd

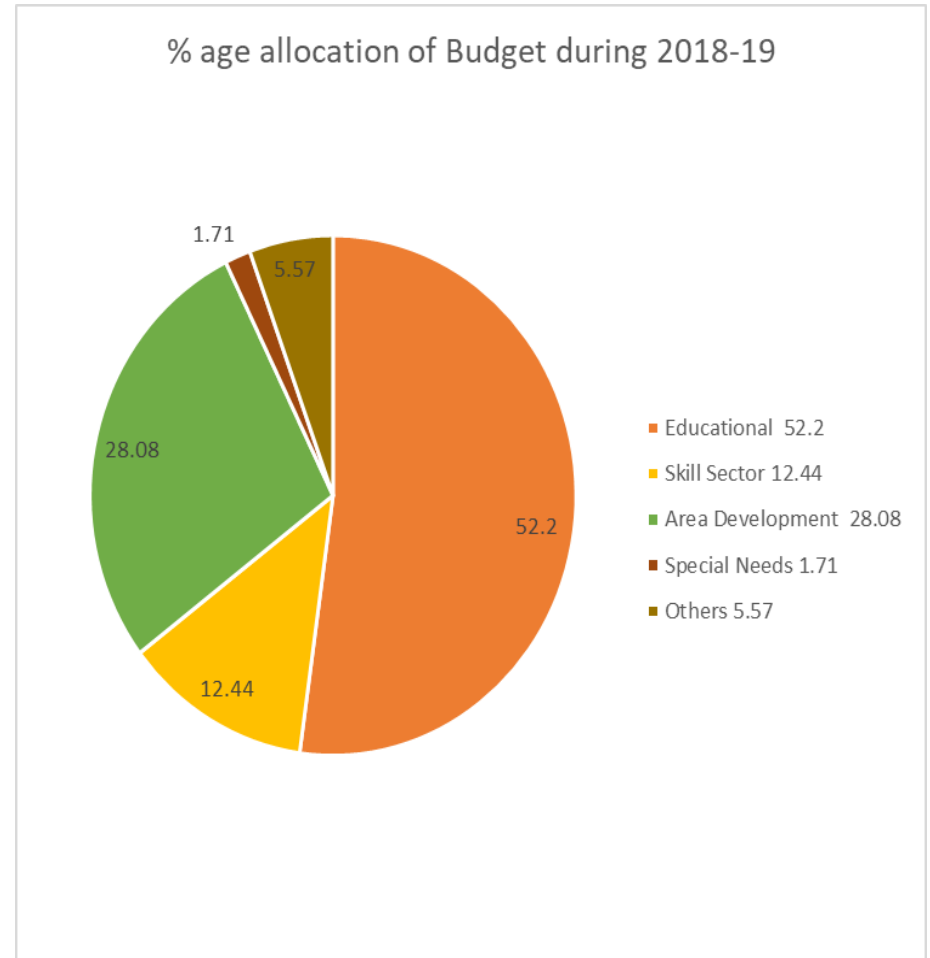
A.2	ECONOMIC EMPOWERMENT	BE(in Crore)
1	'Seekho Aur Kamao'-Skill Development Initiatives	250.00
2	Upgrading Skill and Training in Traditional Arts/Crafts for Development (USTTAD)	30.00
3	Nai Manzil	140.00
4	Equity of NMDFC	165.02
A.3	SPECIAL INITIATIVES FOR EMPOWERMENT	
1	'Nai Roshni'-Leadership development of minority women	15.00
2	Jiyo Parsi'-Scheme for containing population decline of small minority community	4.00
3	Hamari Dharohar	6.00
4	Research/ Studies, Monitoring, Evaluation and Publicity	55.00

SCHEME-WISE ALLOCATIONcontd

B.	AREA DEVELOPMENT PROGRAMMES	BE (in Crore) 2018-19
1	Multi-sectoral Development Programme (MsDP)	1320.00
C.	SUPPORT TO INSTITUTIONS	
1	Maulana Azad Education Foundation (MAEF)	125.01
2	Grants-in-aid to SCAs of NMDFC	2.00
3	Computerisation of records and Strengthening of State Waqf Boards	16.94
1	Secretariat	19.14
2	National Commission for Minorities(NCM)	8.62
3	Special Officer for Linguistic Minorities (CLM)	2.32
4	Grants-in-aid to Waqf	3.16
5	Haj CGI Jeddah	76.79
6.	Haj Sectt.	8.00
	TOTAL	4700.00

Financial Resources 2018-19

- ✓ 52.20% allocation is for Education Empowerment Schemes.
- ✓ 28.08 % allocation is for Area Development i.e MsDP.
- ✓ 12.44% allocation is for Skill Sector.
- ✓ 5.57% allocation is for Supports for Institutions such as MAEF, Waqf, NCM, CLM, Sectt. including Haj Management.
- ✓ 1.71% allocation is for Special needs.





PRADHAN MANTRI JAN VIKAS KARYAKRAM

(earlier called Multi-sectoral Development Programme)

- **Area Development Programme**
- **A Core of the Core scheme under National Development Agenda**
- **Centrally Sponsored Scheme**

Background

- MsDP launched in 2008-09 with following objectives:
 - ✓ An Area Development Scheme.
 - ✓ To improve socio-economic conditions of minorities and providing basic amenities for **improving quality of life of people and reducing imbalances in comparison with national average** in the identified Minority Concentration Areas (MCAs)
 - ✓ **Assets created are available to all population/communities residing in the MCAs.**

COVERAGE OF AREA & PARAMETERS

➤ **Minority Concentration Areas (MCAs):**

- ✓ Areas with a minimum of 25% minority population [Muslims, Sikhs, Christians, Buddhists, Parsis and Jains]. In case of States/UTs where one of the notified minority community is in majority [Lakshadweep, Punjab, Nagaland, Meghalaya, Mizoram and J&K], a minimum of 15 % population of other minority communities.
- ✓ Backward in terms of socio-economic conditions and basic amenities as compared to national average.

➤ **Backwardness Parameters adopted for identification of MCAs:**

- ✓ Socio-economic indicators.
 1. Literacy
 2. Female literacy
 3. Work participation participation
 4. Female Work
- ✓ Basic amenities indicators.
 1. Pucca wall house
 2. Households with Potable water
 3. Households with electricity

Project coverage

- ✓ To fill the gaps by providing additional resources in existing Centrally Sponsored Schemes of the Govt. of India operated by various central Ministries/Departments
- ✓ To take up non-gap filling projects (innovative projects) for the welfare of the minorities.

MSDP implemented in three phases

- ✓ **11th Plan (2007-08 to 2011-12)**
- ✓ **90 Minority Concentration Districts (MCDs)** falling in 20 states were identified.
- ✓ Identification of MCDs on the basis of backwardness parameters of socio-economic & basic amenities both.
- ✓ Population figures used - Census 2001
- ✓ Projects worth **Rs. 3,733.90 crores** approved.

Continued.....

- ✓ **12th Plan (2012-13 to 2016-17)**
- ✓ To sharpen the focus on targeted aim, the scheme was restructured for implementation from 2013-14 onwards with following changes:-
 - ✓ **Minority Concentration Districts replaced by**
 - **710 Minority Concentration Blocks (MCBs)**
 - **66 Minority Concentration Towns (MCTs)**
 - Cluster of contiguous Minority Concentration Villages
 - ✓ **Identification of MCBs** – Blocks with a minimum of 25% of Minority population [15% of other minority population in case one of the minority is in majority in the State/UT] falling in the backward districts identified on the basis of backwardness parameters.

(continued.....)

- ✓ **Identification of MCTs** – Towns identified as the MCBs from the backward districts. Further –
 - Only Towns found backward in terms of both Socio-economic & Basic Amenities indicators were taken up.
 - Towns which fulfilled aforesaid criteria but falling in the 90 MCDs [of 11th Plan] were excluded.
- ✓ **Identification of Cluster of Villages**
 - Backward Minority Concentration villages having 50% population of Minority Communities falling outside MCBs.
 - 13 such Clusters were identified. Manipur-08, Tripura-03 and Meghalaya-02
- ✓ Projects worth **Rs. 5,867.50 crores** approved.

✓ During 2017-18

- ✓ MsDP was implemented during 2017-18 on the same format as of 12th Plan.
- ✓ Value of Projects approved during 2017-18 - **Rs.1837.57 crores.**
- ✓ Amount released to States/UT in 2017-18 - **Rs.1197.07 crores.**

The current phase

- ✓ During current Financial Year, the Scheme has been revised with the approval of the Cabinet on **2nd May 2018**.
- ✓ Scheme renamed as “Pradhan Mantri Jan Vikas Karyakram” (PMJVK)
- ✓ Aim is to ensure that benefits of the scheme reach larger number of targeted communities and thereby address their concerns and mitigate the problems faced by the targeted communities especially women, children, students and youth.
- ✓ **Aspirational Districts.**
 - Minority concentration areas of 61 districts out of 115 Aspirational Districts covered

SALIENT FEATURES OF PMJVK

✓ Earmarking of resources

- 80% of resources for projects related to Education, Skill & Health.
- 33-40% of the above to be earmarked for women oriented projects.

✓ Expansion of eligible areas

- Minority Concentration District Headquarters included.
- Area of PMJKV identified as per Census,2011. Covers:-
 - ✓ **109 Minority Concentration Districts Headquarters**
 - ✓ **870 Minority Concentration Blocks**
 - ✓ **321 Minority Concentration Towns**
- Clusters of Minority Concentration Villages will be identified on recommendation of State Governments/UT Administrations.

✓ New states added:

- Tamilnadu, Puducherry, Goa, Himachal Pradesh and Nagaland

➤ Salient features (continue...)

✓ **Backwardness Parameters adopted for identification of MCAs :**

- Socio-economic indicators
 - 1. Literacy
 - 2. Female literacy
 - 3. Work participation
 - 4. Female Work participation
- Basic amenities indicators.
 - 1. Pucca wall house
 - 2. House with Potable water
 - 3. House with electricity
 - 4. **House with latrine facility.**

✓ **Ease in criteria in respect of population & backwardness**

- Now Towns found backward in either of the backwardness indicators have been identified. Under the MsDP, towns backward in terms of both indicators of backwardness were only identified.
- Towns with population (total) of **25,000 or more and upto 2,00,000** are included. Under MsDP, it was 50,000 and above.
- Now Cluster of Minority Concentration Villages having **25%** population of minority communities **within 5 km radius** included. Under the MsDP, the cut off percentage was 50% population of minority communities..

➤ Salient features (continue...)

✓ **Inclusion of agencies other than States/UTs.**

- Central Government Deptts./**Organizations, Central Public Sector Enterprises/Undertakings, Central/State Universities and Armed Police Forces** can submit projects directly to the Ministry or in consultation with the State Govts./UT Admn.

✓ **Land for construction**

- Land of other than State Govt. like land belonging to Central **Govt./Agencies, Waqf, Minority Communities, Gram Panchayat** etc. may be considered.

✓ **Types of Projects**

- Hostels in Central & State Universities [located in the MCAs], Working Women Hostel, markets sheds for rural artisans & farmers, etc.
- Computer project/Smart Classes may be taken up in Madrasas/Schools.

➤ Salient features (continue...)

✓ **Types of Projects**

- ❑ Construction of Sadbhav Mandap as innovative project is admissible under PMJVK. This structure will serve as a Central Venue for
 - congregation for dissemination/awareness activities of various schemes.
 - carrying out short term skill development classes.
 - social functions, communal harmony functions.
 - study centres, coaching classes.
 - sports activities.
 - health & hygiene & disaster management,
 - maintained and managed on self-sustaining basis by the Minority Welfare Department / District Administration.
- ❑ Hunar Hubs
 - to enable artisans/entrepreneurs to carry out exhibitions/melas/food-courts/skill training activities for artisan craft person in MCD HQs.
 - Will be maintained and managed on self-sustaining basis by the Minority Welfare Department / District Administration.
 - 100% supported by Ministry

➤ Salient features (continue...)

✓ Further strengthening of Monitoring Mechanism

In addition to the existing monitoring through Block Level Committee, District Level Committee, State Level Committee and Empowered Committee at the Centre, the following additional mechanism added:-

- A Committee [in addition to the Empowered Committee] under the **chairmanship of Additional Secretary/Joint Secretary** concerned at the centre for screening of projects and monitoring of implementation of projects.
- Provision of **Geo-tagging**.
- **Use of Dash Board of District Development Coordination and Monitoring Committee (DISHA)**.
- Release of funds through PFMS
- Online Module being developed for:-
 - ✓ Project submission
 - ✓ Uploading and updating of status of implementation of projects.
 - ✓ Submission of Utilisation Certificates, Quarterly Progress Report and Photographs by States/UTs/Agencies.

PHYSICAL STATUS OF PROJECTS (11TH PLAN).

S.N	State	Total no. of Asset Sanctioned	Total no. of Asset completed
1	Uttar Pradesh	109567	97646
2	West Bengal	64716	64625
3	Assam	107209	70509
4	Bihar	109621	76330
5	Manipur	7257	6818
6	Haryana	2340	2281
7	Jharkhand	10834	9950
8	Uttarakhand	1484	1019
9	Maharashtra	12302	11496
10	Karnataka	6518	6290

Contd.....

S.N	State	Total no. of Asset Sanctioned	Total no. of Asset completed
11	A & N Island	61	23
12	Odisha	5983	1904
13	Meghalaya	6442	6442
14	Kerala	52	52
15	Mizoram	3089	2722
16	Jammu & Kashmir	139	18
17	Delhi	107	96
18	Madhya Pradesh	1204	1019
19	Sikkim	328	323
20	Arunachal Pradesh	6751	6728

PHYSICAL STATUS OF PROJECTS(12TH PLAN).

S.N	State	Total no. of Asset Sanctioned	Total no. of Asset completed
1	Uttar Pradesh	16012	9202
2	West Bengal	51147	41789
3	Assam	18037	369
4	Bihar	9228	1067
5	Manipur	4062	12
6	Haryana	835	37
7	Jharkhand	1734	188
8	Uttarakhand	598	584
9	Maharashtra	657	70
10	Karnataka	1963	225

Contd.....

S.N	State	Total no. of Asset Sanctioned	Total no. of Asset completed
11	A & N Island	0	0
12	Odisha	4702	1904
13	Meghalaya	5142	1405
14	Kerala	218	199
15	Mizoram	155	7
16	Jammu & Kashmir	161	18
17	Delhi	29	22
18	Madhya Pradesh	39	14
19	Sikkim	288	258
20	Arunachal Pradesh	2343	1620

Contd.....

S.N	State	Total no. of Asset Sanctioned	Total no. of Asset completed
21	Andhra Pradesh	492	21
22	Telangana	283	67
23	Tripura	5100	2333
24	Punjab	581	0
25	Rajasthan	1180	422
26	Gujarat	0	0
27	Chhattisgarh	783	420

PROGRESS UNDER MsDP SINCE INCEPTION
(Rs. In croreS)

PARTICULAR	11TH FYP	12th FYP	2017-18
Allocation of funds	3780.00	5775.00	1200.00
Value of approved projects (Central Share)	3733.90	5867.50	1837.57
Funds released to States/UTs	2935.93	4565.72	1197.07
Funds utilized by States/UTs as on 31.03.2018	2696.08 (91.852%)	2696.17 (77.41%)	Not Due
Amt of UC pending	173.02	1867.23	Not Due
Additional funds for which UC has now become due as on 01.04.2018	None	Rs.1081.71	Not Due

SUMMING UP

Multi-sectoral Development Programme (upto 2017-18)	Pradhan Mantri Jan Vikas Karyakram (2018-19 onwards)
Allocation of Funds	
No sector specific allocation	<ul style="list-style-type: none"> - 80% of the resources would be reserved for projects related to education, health and skill development. - 33 to 40% of resources under the PMJVK would be for women oriented projects.
Parameters for identification	
<p>(i) Population of Minority communities above 25% (15% in 6 States having Minority Community in majority).</p> <p>(ii) Socio-economic & Basic Amenities parameters including</p> <p>(a). Socio-economic</p> <ul style="list-style-type: none"> ➤ Literacy rates ➤ Female literacy rates ➤ Work participation <p>(b) Basic amenities</p> <ul style="list-style-type: none"> ➤ Female Work Participation ➤ Household with Pacca Wall ➤ Household with safe drinking water ➤ Household with electricity. 	<p>(i) Population of Minority communities above 25% (15% in 6 States having Minority Community in majority).</p> <p>(ii) Socio-economic & Basic Amenities parameters including</p> <p>(a). Socio-economic</p> <ul style="list-style-type: none"> ➤ Literacy rates ➤ Female literacy rates ➤ Work participation <p>(b) Basic amenities</p> <ul style="list-style-type: none"> ➤ Female Work Participation ➤ Household with Pacca Wall ➤ Household with safe drinking water ➤ Household with electricity. ➤ Household with latrine facility

Data for identification of area unit

Based on Census 2001 Data	Based on Census 2011 Data
District level Data used for MCBs	District level data used of MCDs
	Block level data used for MCBs
	Town level data used for MCTs
Sharing Pattern	
As per sharing pattern of line Ministries for gap-filling projects	As per sharing pattern of line Ministries for gap-filling projects
60:40 & 80:20 for innovative projects	60:40 & 90:10 for innovative projects
	100% for projects through Central Organisation

Area of implementation

Minority Concentration Block

- fulfillment of population criteria and either of socio-economic parameters.
- **Total - 710**

Minority Concentration Block

- fulfillment of population criteria and either of socio-economic parameters.
- **Total – 870**

Minority Concentration Towns

- fulfillment of population criteria and of both socio-economic parameters
- Towns falling in erstwhile MCD of 11th Plan were excluded
- **MCT=66** with population of 50000 and above

Minority Concentration Towns

- Fulfillment of population criteria and **either** or both of socio-economic parameters
- Town between 25000 to 200000 population has been identified
- No condition of exclusion of towns falling in erstwhile MCD of 11th Plan imposed.
- **MCT=321**

Clusters of Villages

- Cluster falling in backward district having population of 50% from Minority were identified

Clusters of Villages

- Contiguous village within 5 kms radius found backward in terms of socio-economic and basic amenities would be identified.
- Population % has been lowered to 25%

Minority Concentration Districts

- Nil

Hqrs of Minority concentration Districts

- MCD have been identified on same parameters as of MCBs.
- **MCDs=109**

Eligible Agencies

State Government/UT Admin	State Governments/UT Administrations
	Central Ministries/Organisations
	Central/State Universities
	CPSEs/Undertakings like NVS, KVS, DGT, MAEF etc
	Defence Organisations / Armed Police Forces / Central Para Military Forces

Land for Construction

Government/Govt. body land	Government/Govt. body land
	Land of Waqf
	Land of Central Organizations
	Land of Central/State Universities
	Land of Minority Communities on lease

Project Types

Old	New
Gap filling projects	Gap filling projects
Non-gap filling projects (innovative)	Non-gap filling projects (innovative)
	<p>Educational: School Buildings, Additional Class Rooms, Residential School Buildings, Degree Colleges, Hostels, Computers, Smart Class Facilities, Interactive White Board, Library, Toilet & Drinking Water Projects in School Buildings, Lab and Lab equipments, Computer projects in Madarasas etc.</p>
	<p>Skill Development: ITIs, Polytechnics, Skill Centres, Hunar Haat</p>
	<p>Health: Primary Health Centres, Community Health Centres, Health Sub-Centres</p>
	<p>Women Centric Projects: Working Women Hostels, Girls Hostels, Girls Residential Schools, KGBVs, Girls Inter college, Women Polytechnics, Women it is etc.</p>
	<p>Others: Sadbhav Mandap, Market Shed, Drinking Water Projects</p>

Monitoring

Block Level Committee	Block Level Committee
District Level Committee	District Level Committee
State Level Committee	State Level Committee
Empowered Committee on MsDP	Empowered Committee
	Screening Committee under JS/AS
	Online Module
	Public Finance Management System(PFMS)
	Setting up of Project Monitoring Unit
	DISHA
	Geo-tagging

Urgent issues

- Non submission of UC by State Govts/UT Administrations.
- UCs not in proper format
- Non submission of QPRs in time or submission of incomplete documents with QPRs.
- Late submission of Project Proposals or submitting proposals without “Detailed Project Report”. Many States/UTs are yet to submit project proposals for the current year.
- Non submission of Commissioning Reports/Completion Reports.
- Non reporting of projects not started.

Project Types

Old	New
Gap filling projects	Gap filling projects
Non-gap filling projects (innovative)	Non-gap filling projects (innovative)
	<p>Educational: School Buildings, Additional Class Rooms, Residential School Buildings, Degree Colleges, Hostels, Computers, Smart Class Facilities, Interactive White Board, Library, Toilet & Drinking Water Projects in School Buildings, Lab and Lab equipments, Computer projects in Madarasas etc.</p>
	<p>Skill Development: ITIs, Polytechnics, Skill Centres, Hunar Haat</p>
	<p>Health: Primary Health Centres, Community Health Centres, Health Sub-Centres</p>
	<p>Women Centric Projects: Working Women Hostels, Girls Hostels, Girls Residential Schools, KGBVs, Girls Inter college, Women Polytechnics, Women it is etc.</p>
	<p>Others: Sadbhav Mandap, Market Shed, Drinking Water Projects</p>

Monitoring

Block Level Committee	Block Level Committee
District Level Committee	District Level Committee
State Level Committee	State Level Committee
Empowered Committee on MsDP	Empowered Committee
	Screening Committee under JS/AS
	Online Module
	Public Finance Management System(PFMS)
	Setting up of Project Monitoring Unit
	DISHA
	Geo-tagging

Urgent issues

- Non submission of UC by State Govts/UT Administrations.
- UCs not in proper format
- Non submission of QPRs in time or submission of incomplete documents with QPRs.
- Late submission of Project Proposals or submitting proposals without “Detailed Project Report”. Many States/UTs are yet to submit project proposals for the current year.
- Non submission of Commissioning Reports/Completion Reports.
- Non reporting of projects not started.



MAULANA AZAD EDUCATION FOUNDATION (MAEF)

**MINISTRY OF MINORITY AFFAIRS
GOVERNMENT OF INDIA**

ROLE OF MAEF

- Maulana Azad Education Foundation (MAEF) is actively promoting education and skills amongst the educationally backward sections of minority communities through various innovative programmes.

EDUCATIONAL SCHEMES OF MAEF

- Begum Hazrat Mahal National Scholarship for meritorious girls belonging to minorities
- Grant-in-aid to NGOs for infrastructure development of educational institutions
- Gharib Nawaz Skill Development Training for minorities
- Bridge Course for Madarsa students and School Dropouts
- Capacity Building programme for Madarsa Teachers

Begum Hazrat Mahal National Scholarship for minorities' girls

- Scholarship is provided to meritorious girls belonging to minorities for classes 9th, 10th, 11th and 12th.
- Sanctioned Scholarships of Rs. 393 crore to 3,89,838 girls since inception.

Grants-in-aid to NGOs

- MAEF is providing financial assistance for infrastructure development of educational institutions where 25% or more students from minorities are studying.
- Sanctioned Grant-in-aid of Rs. 209 crore to 1,601 NGOs since inception.
- Maximum amount of Grants-in-aid is Rs.50 lakh.

Gharib Nawaz Skill Development Training for Minorities

- MAEF is implementing Gharib Nawaz Skill Development Training for minorities scheme. Under this scheme various job oriented courses are being provided to minorities' youths enabling them to find sustainable gainful employment. This scheme is being implemented through Program Implementing Agencies (PIAs) in all parts of the country.
- The MAEF has allocated target of 1,06,600 beneficiaries to 108 Program Implementing Agencies (PIAs). Out of this MAEF has signed MoU with 82 PIAs covering 77200 beneficiaries. Around 250 Gharib Nawaz Skill Development centres have already started functioning so far.

ACHIEVEMENTS under Grants-in-aid scheme and Scholarship

Grant-in-aid Scheme		Scholarship Scheme	
No. of NGOs	Grant-in-Aid Sanctioned (Rs. in crore)	No. of Beneficiaries	Scholarship Sanctioned (Rs. in crore)
1601	209.19	3,89,838	392.75

ACHIEVEMENTS UNDER GHARIB NAWAZ SKILL DEVELOPMENT TRAINING FOR MINORITIES

Achievements under Gharib Nawaz Skill Development Training for Minorities			
Details of Amount Sanctioned under Gharib Nawaz Skill Development Training Scheme during financial year 2017-18			
S. No.	No. of PIA	No. of Beneficiaries	Amount Sanctioned Rs. in Crore
1	82	77200	225.80

NEW INITIATIVES

- **RECOMMENDATIONS ON THE ESTABLISHMENT OF EDUCATIONAL INSTITUTIONS FOR MINORITIES:** The said Committee has submitted its report recently on 06th July,2017 recommending a three tier pyramid structure of educational institutions consisting of 211 Central Schools at the bottom in minorities concentrated areas, 25 Community Colleges at the middle and 5 National Institutes at the top level with world class facilities. For implementation of these recommendations, necessary steps will be taken shortly.

SCHOLARSHIP SCHEMES

SCHOLARSHIP SCHEMES

1. Pre-Matric (Class I to X)– since 2008-09
2. Post Matric (Class XI to Ph.D)– since 2007-08
3. Merit-cum Means (Technical and Professional courses)– since 2007-08

* All Schemes are Central Sector Scheme with 100% Central funding.

* Budget Provision for 2018-19: Rs. 980.00 crore, Rs. 692.00 crore & Rs. 522.00 crore respectively.

SCHOLARSHIP SCHEMES - COMMON

FEATURES

- * All scholarship schemes are Central Sector Schemes;
- * Annually about 60-70 lakh scholarships awarded;
- * Minimum 30% seats earmarked for girls;
- * Maximum 2 children per family for scholarship;
- * All the three schemes are on National Scholarship Portal;
- * Transfer of Scholarships in DBT Mode through PFMS in the bank accounts of students;
- * Bank accounts being seeded with Aadhaar for hassle-free disbursement .

STATUS OF SCHOLARSHIP DISBURSEMENT

Scheme	Year	Physical		Financial	
		Targets (Fresh cases)	Achievement (Fresh + Renewal)	Allocation (Rs. in cr.)	Amount Released (Rs. in cr.)
Pre-matric Scholarship	2016-17*	30,00,000	41,53,524	931.00	749.43
	2017-18*		48,19,121	950.00	969.54
Post-matric Scholarship	2016-17*	5,00,000	6,24,990	550.00	361.43
	2017-18*		6,20,973	550.00	368.81
Merit-cum- Means based Scholarship	2016-17*	60,000	1,21,858	335.00	323.36
	2017-18*		1,15,981	393.54	314.99

* *Provisional figures (as on 30.06.2017), as disbursement of scholarships continues. (process yet to commence for 2017-18)*

ISSUES FOR DISCUSSION

- * In some States, number of applications received are less than the quota. Efforts need to be made to increase.
- * Awareness programmes need to be done for bringing the most needy under Scholarship Schemes.
- * Number of fraud cases are increasing. Authorities need to be more focused and aware to reduce such incidence.
- * Verification of scholarship applications to be done in the given time frame.
- * Non-Submission of Utilization Certificates for earlier Years- needed for release of Administrative Expenses to States.
- * NSP Data sharing with State Governments only through PFMS portal only

**STATUS OF ONLINE APPLICATION RECEIVED AGAINST PHYSICAL ALLOCATIONS-
PRE-MATRIC SCHOLARSHIP SCHEMES DURING 2017-18**

S. No.	States/UTs	Pre-matric			
		Quota	Application Received	Difference	%age
1	Bihar	214215	134562	79653	37.18
2	Chhattisgarh	15529	7539	7990	51.45
3	Goa	7122	1245	5877	82.52
4	Haryana	38510	6169	32341	83.98
5	Himachal P	4301	2796	1505	34.99
6	Jharkhand	76312	68752	7560	9.91
7	Manipur	14476	9465	5011	34.62
8	Meghalaya	26916	3861	23055	85.66
9	Nagaland	28364	18452	9912	34.95
10	Odisha	26292	7798	18494	70.34
11	Sikkim	3067	1352	1715	55.92
12	Tripura	7100	6977	123	1.73
13	Andaman & N	1694	423	1271	75.03
14	Chandigarh	2992	2367	625	20.89
15	Dadra & N H	215	48	167	77.67
16	Delhi	38560	32699	5861	15.20
17	Puducherry	2000	1944	56	2.80
Total:		507665	306449	201216	39.64

STATUS OF ONLINE APPLICATION RECEIVED AGAINST PHYSICAL ALLOCATIONS- SCHOLARSHIP SCHEMES DURING 2017-18

S. No.	States/UTs	Post-matric		Merit-cum-Means	
		Quota	Application Received	Quota	Application Received
1	Goa	1187	511		
2	Haryana	6417	6129		
3	Punjab			4752	3642
4	Andaman & N	282	151		
5	Chandigarh	499	283		
6	Dadra & N H	37	22		
Total		8422	7096	4752	3642

Fraud Cases: Customer Service Points (CSP) operator in Assam have made fake entries of beneficiaries of Pre-Matric Scholarship for 2017-18. Thereafter, User Id and Password of Institution are being leaked/shared by the Office of Institutions to verify such fake applications.

Verification of scholarship applications within prescribed timeline:

Many States/UTs have not verified all Fresh and Renewal applications within the prescribed timeline of this Ministry. - Bihar, Chhattisgarh, Himachal Pradesh, Jammu & Kashmir, Karnataka, Maharashtra, Manipur, Punjab, Rajasthan, Tamil Nadu, Telangana, Uttar Pradesh and West Bengal.

-States/UTs are advised to verify all scholarship applications on NSP portal within stipulated time frame.

Pending Utilization Certificate (UCs) from States/UTs: All States/UTs have been requested to submit UCs from 2012-13 to 2016-17 for release of Administrative Expenses to them.

- UCs are yet to be received from- Andhra Pradesh, Telangana, Bihar, Chhattisgarh, Goa, Haryana, Jharkhand, Kerala, Madhya Pradesh, Manipur, Rajasthan, Manipur, Meghalaya, Tripura, U.P., W.B., Uttarakhand, Andaman & Nicobar, Delhi, Puducherry and Dadra & Nagar Haveli.

NSP Data sharing with State Governments- To make payment of scholarships to either the eligible applicants (otherwise not selected under MoMA scholarship) or to top-up the selected students of MoMA scholarship by the state government may be secure and free from misuse, if the payment is done through PFMS portal only.

NAYA SAVERA:

**FREE COACHING & ALLIED SCHEME FOR THE
CANDIDATES/STUDENTS BELONGING TO
MINORITY COMMUNITIES**

FREE COACHING AND ALLIED SCHEME

- * The Scheme started in 2007-08;
- * Implemented through empanelled coaching institutes /organizations.
- * Financial assistance provided to empanelled coaching institutions for free coaching to minority students.
- * 30% seats earmarked for Girls;
- * Family income of the candidate should not exceed Rs. 6.00 lakh per annum.

COURSES FOR COACHING

NON RESIDENTIAL COACHING PROGRAMME

- ★ Competitive examinations conducted by the Union Public Service Commission (UPSC), State Public Service Commissions, the Staff Selection Commission (SSC) and the various recruitment agencies like Railway Recruitment Boards (RRBs.) , Banking Services Recruitment Boards etc for Group A, B and C posts.
- ★ Officers' Grade examinations conducted by Banks, Insurance Companies and Public Sector Undertakings (PSUs);
- ★ Entrance Examinations for admission in Engineering/Medical courses, Professional courses like CAT, CLAT, MBA etc and any other such disciplines as Ministry may decided from time to time.

COURSES FOR COACHING

RESIDENTIAL COACHING PROGRAMME

- * Two years focused coaching for science students of class XIth & XIIth for preparation of entrance examination of engineering /medical courses. {New Component -1}
- * One year focused coaching for students passed XIIth class with science subject for preparation of entrance examination of engineering/medical courses. {New Component -2}
- * Residential coaching programme for preparation of Civil services exam.

IMPLEMENTING AGENCY

- ★ All institutes in the government sector, including universities and autonomous bodies, engaged in professional coaching for competitive examinations;
- ★ Universities/colleges in Private Sector engaged in professional coaching activities, including deemed Universities.
- ★ Trusts, Companies, Partnership Firms, or Societies registered under Societies Registration Act, 1860 and engaged in professional coaching.

RATE OF COACHING FEES

Coaching Programmes	Rates of Coaching Fees	Duration
Residential Coaching Programme for preparation of Civil Services	Rs. 1.00 Lakh per student	9 months
Group 'A' services /Technical/Professional courses	Rs. 50,000/- per student	6 months
Group 'B' services	Rs. 30,000/- per student	4 months
Group 'C' services	Rs. 20,000/- per student	3 months
Residential Coaching Programme for preparation of Medical/ Engineering entrance exams	Rs. 1.00 lakh per student	1 or 2 years
Stipend	Rs. 2500/ is paid to the students for non residential coaching .	-

S. No.	Items	Existing norms	Revised Norms
1	Coaching fees	(i) 20000/- per student for Engg, Medical , Group A (ii) Rs.20000/- for Group B services (ii) 15000/- for group C services	(i) Rs. 50000/- (ii) Rs. 30000 /- . (iii) Rs. 20000 for Group C services
2	Stipend	(i) Rs. 1500/- per month for local student (ii) Rs. 3000 per student for outstation students	Rs. 2500/- per month for local as well outstation students .
3	Duration of coaching programme	4 months /6 months	(i) 6 months for Engg/Medical and Group A Services (ii) 4 months for Group B (iii) 3 months for C services
4	Family Income for students	Rs. 3.0 lakh	Rs. 6.0 Lakhs.
5.	Payment of stipend	Stipend was to be paid through cheque/NIFT	Stipend to be paid in DBT mode through PFMS Portal
6	New Component	Implemented only in 10 states	To be implemented all over the country . A sub component under this Component is also proposed to be started as one year residential coaching programme for repeaters for preparation of Engg/Medical entrance exams.

PHYSICAL & FINANCIAL ACHIEVEMENTS **UNDER FREE COACHING AND ALLIED SCHEME**

Financial Year	Physical Target	Physical Achievement	Budget Allocation (Rs. in Crore)	Fund Released (Rs. in Crore)
2014-15	7000	8168	31.67	31.48
2015-16	7000	16427	45.00	44.87
2016-17	7000	8110	40.00	40.00
2017-18	9000	11862	48.00	45.59
2018-19	12000	759 (For providing coaching in 2018-19 fresh allocation of 14550 students have been made.)	74.00	6.09* {as on 13/07/2018}

MAULANA AZAD NATIONAL FELLOWSHIP

- * Scheme launched in 2009 as Central Sector Scheme.
- * Fellowships is provided to students from minority communities, to pursue M. Phil and Ph.D.
- * University Grants Commission (UGC) is the nodal agency for implementation of the Scheme.
- * The total number of fresh fellowships has been increased from 756 to 1000 (in addition to renewals) for 2018-19 & 2019-20.
- * 30% of the fellowships earmarked for girl students.
- * Prior clearance of CBSE-NET/CSIR-NET examination is prerequisite for award of Maulana Azad National Fellowship for minority students for M.Phil/Ph.D. from 2018-19 onwards.

MANF : OLD NORMS AND REVISED NORMS

MAULANA AZAD NATIONAL FELLOWSHIP	OLD NORMS	REVISED NORMS {W.E.F . 30/11/2017}
NUMBER OF SLOTS	No. of Slots 756	No. of Slots 1000
SELECTION OF STUDENTS	Selection is done on the merit of academic records of the students. Qualifying Prior clearance of NET/SLET examination is not a prerequisite for award of Maulana Azad National Fellowship for minority students for M.Phil/Ph.D.	Selection of the minority students for award of fellowship under the Scheme will be made on the basis of merit in National Eligibility Test (NET) of UGC conducted by Central Board of Secondary Education (CBSE) and CSIR
Parental Income limit of candidate	Rs. 2.5 lakhs	Rs. 6 lakh

STATUS OF PHYSICAL AND FINANCIAL ACHIEVEMENT UNDER MAULANA AZAD NATIONAL FELLOWSHIP SCHEME DURING THE LAST THREE YEARS AND THE CURRENT YEAR.

Financial Year	Financial (Rs. in Crore)	Physical
	Fund released to UGC	No. of Fellowship awarded
2014-15	0.12	756 + (including renewals)
2015-16	55.52	756 + (including renewals)
2016-17	119.92	756 + (including renewals)
2017-18	124.84	756 + (including renewals)
2018-19	31.00	1000 (yet to be awarded)

NAI UDAAN

Support for Minority Students Clearing Prelims Conducted by UPSC/SSC/State PSCs.

- * Financial support is provided to minority candidates clearing prelims conducted by UPSC, SSC and SPSCs;
- * Total annual income of family from all sources should not exceed to Rs. 6.00 Lakh;
- * Candidates should have passed the Prelims Examination conducted by UPSC; State PSC or SSC etc.;
- * The scheme is being implemented online in DBT mode through a dedicated portal.
- * The rate of financial assistance is Rs. 1,00,000/- for UPSC, Rs.50,000/-for State PSCs Gazetted Post; and Rs 25,000/- for Non- Gazetted Post.

NAI UDAAN: OLD AND REVISED CHANGES

ITEM	OLD NORMS	REVISED NORMS {w.e.f. 29/09/2017}
Income limit	Rs. 4.5 lakh	Rs. 6 lakh
Physical Target	800	2000
Rate of financial assistance for UPSC preparation	Rs. 50,000/-	Rs. 1 lakh
State PSC & SSC	No change in amount of financial assistance.	

**STATUS OF PHYSICAL AND FINANCIAL ACHIEVEMENT UNDER
NAI UDAAN-SUPPORT FOR MINORITY STUDENTS CLEARING
PRELIMS CONDUCTED BY UPSC/SSC/STATE PSC'S**

Year	Financial (Rs. in Crore)	Physical
	Amount disbursed	No. of candidates selected for financial assistance
2014-15	2.96	786
2015-16	3.97	1071
2016-17	4.00	858
2017-18	6.21	1427
2018-19	8.00	-

PADHO PARDESH- INTEREST SUBSIDY ON EDUCATIONAL LOANS FOR OVERSEAS STUDIES

- * Interest subsidy is provided to meritorious students belonging to economically weaker sections of notified minority communities for higher education abroad.
- * The Scheme is applicable for higher studies abroad. The interest Subsidy shall be linked with the existing Educational Loan Scheme of Indian Banks' Association (IBA) and restricted to students enrolled for course at Masters, M.Phil and Ph.D levels.
- * Canara Bank is the Nodal agency for implementation of the scheme
- * Total income from all sources should not exceed Rs. 6.00 lakh per annum.
- * 35% of the slots are earmarked for girl students.

STATUS OF PHYSICAL AND FINANCIAL ACHIEVEMENT
UNDER PADHO PARDESH - INTEREST SUBSIDY ON
EDUCATIONAL LOAN FOR OVERSEAS STUDIES SCHEMES

Year	Amount disbursed (Rs. in Crore)	No. of students selected for financial assistance
2014-15	3.50	573
2015-16	4.15	815 (including renewals)
2016-17	4.00	727 (including renewals)
2017-18	17.00	1136 (736 (including renewals+ 400 fresh)
2018-19	24.00	-

NAI - ROSHNI

Women Empowerment



Changes incorporated in Revised Guidelines of the scheme (2017-20) in comparison to Previous Guidelines

Features	Previous Guidelines	Revised Guidelines
Economic Empowerment	No	Includes short term training for sustainable economic livelihood opportunities through suitable wage employment or self-employment / micro-enterprises.
		Market Linkage of Products including e- marketing
Stipend to Trainees	1) Rs. 50/- for Non Residential and 2) Rs. 100/- for Residential Trainings	(1) Rs. 100/- for Non Residential (2) Rs . 150/- for Residential Trainings.
Agency Fees	Rs. 5000/- per Batch for Non Residential	Non- Residential Training Rs. 6000/- per Batch.
Duration of training	Residential Training :- Six days Six Hours	Residential training revised as Five Days with Seven Hours per day

Involvement of State under the scheme

- Procedure for mobilization of trainees in that particular region to be seen.
- Periodic Inspection to be conducted.
- Participation in the training for any remedial action which may be sought by groups of women and how to be responsive in addressing their problems and grievances.
- Must be informed by the PIAs about the Modules to be opted by the PIAs for training, may advice for up gradation / Addition of topics / issues related to that region.
- Coordination with Ministry and facilitating the regional workshop for
 - sensitizing the PIAs and Beneficiaries
 - creating awareness of the scheme
 - regarding avenues of self employment / wage employment and experience / skill required
 - training related to uploading the required documents on Portal.

State-Wise Summary of the centers Allocated to the PIAs for the Year 2017-18 & 2018-19

S.No.	States	L&E	Total batches of Economic empowerment	L	E	Total PIAs	Total No. Of Batches
1	Andhra Pradesh	8	46	4		11	66
2	Arunachal Pradesh	2	10	0		2	10
3	Assam	20	120	13		31	193
4	Bihar	2	10	10		12	80
5	Chattisgarh	2	12	2		4	22
6	Delhi	10	60	1		9	61
7	Gujarat	3	17	0		3	17
8	Haryana	4	20	3		7	35
9	Himanchal Pradesh	1	5	0		1	5
10	Jammu & Kashmir	13	72	1		14	72
11	Jharkhand	3	15	7		10	64
12	Karnataka	12	74	2		14	84
13	Kerala	5	27	1		6	34
14	Madhya Pradesh	68	404	13		78	465
15	Maharashtra	11	57	4		15	79
16	Manipur	2	10	0		2	10
17	Meghalaya	1	10	0		1	5
18	Nagaland	2	10	0	1	3	15
19	Odissa	3	17	3	1	7	39
20	Punjab	8	42	3		11	57
21	Rajasthan	14	78	11		24	139
22	Sikkim	1	7	0		1	7
24	Tamil Nadu	10	56	0		10	56
23	Telangana	4	15	0		3	22
25	Uttar pradesh	238	1419	109		331	2047
26	Uttarakhand	9	49	6		15	83
27	West Bengal	10	52	4		14	72
	Total	466	2714*	197	2	639	3839

* Figure is indicative of no. of batches allotted to PIAs @ 7 batches to old and 5 batches to the new PIAs.

HAMARI DHAROHAR SCHEME

(HAMARI DHAROHAR 2014-15)

ACTIVITIES TO BE COVERED UNDER THE SCHEME :

Selective intervention for preservation of heritage & may cover following kinds of projects:

- a. Curating exhibitions including iconic exhibitions/ Performing art for showcasing and preserving heritage;
- b. Support and promotion of calligraphy etc.;
- c. Preservation of literature, documents, manuscripts etc.;
- d. Documentation of oral traditions and art forms;
- e. Support to ethnic museums (not supported under schemes of Ministry of Culture or its bodies) for showcasing and preserving heritage of minority communities;
- f. Support for organizing heritage related seminars/ workshops;
- g. Fellowship for research in preservation of heritage & development;
- h. Any other support to individual/organization in furtherance of cause of protection and promotion of rich heritage of minority communities.

“Seekho aur Kamao” (Learn & Earn)

**Scheme
for**



The Scheme

- An initiative for skill development of 6 notified minorities started during 2013-14.
- Linked with ensured employment
- Implemented through:
 - Registered Societies including Societies of State Governments/ UT Admn.
 - Any private recognized/registered professional institution
 - Any industry or an association of industries like ASSOCHAM, CII, FICCI etc.
 - Institution of Central/State Governments including Public Sector Undertakings.

Objectives

- Bring down unemployment rate of minorities during 14th Finance Commission .
- To conserve and update modern and traditional skills of minorities and establish their linkages with JOB market.
- To improve employability of existing workers, school dropouts etc. and ensure their placement.
- To generate means of better livelihood for marginalized minorities and bring them in the mainstream.
- To enable minorities to avail opportunities in the growing market.
- To develop potential human resource for the country.

Eligible Trainees

- The trainee should belong to minority community.
- The trainee should be between 14-45 years of age.
- The minimum qualification of trainee should be at least Class V.

Component of the scheme

(a) Placement linked skills training program for Modern Trades

- ✓ The training programmes are as per the NSQF aligned courses approved by National Skill Development Corporation or any Agency prescribed by NSDC.
- ✓ Minimum guaranteed placement of 75% trained youths and out of that at least 50% placement in organized sector.

(b) Skills Training Programme for Traditional Trades from 2 months to one year duration

- ✓ The programmes to be of minimum 2 months duration and a maximum of 1 year depending upon the selected trade.

Procedure for Application

- ❑ Ministry invites proposals for empanelment through an advertisement in newspapers and official website of the Ministry from organizations/institutions.
- ❑ The proposals are examined on the basis of a pre-determined point based mandatory criteria followed by meeting before an Inter-Ministerial Committee.
- ❑ Last empanelment was done in 2017-18 and 134 Project Implementing Agencies (PIAs) were empanelled.
- ❑ Advertisement for empanelment of PIAs for the year 2018-19 and 2019-20 was released on 30.06.2018. Last date for submission of application is 30.07.2018. The eligible and interested organization may apply their application through portal of Seekho aur Kamao i.e. www.seekhoaurkamao-moma.gov.in

Monitoring of the scheme

- ❑ Physical inspections of the project are carried out through officials of Ministry/MAEF inspector/State Govt. Officials.
- ❑ An Online portal of Seekho aur Kamao i.e. www.seekhoaurkamao-moma.gov.in for Management Information System (MIS) has been launched with details of Project Implementing Agencies (PIAs), trainees, trainers, location of projects etc. Important information about Project Implementing Agencies, training centres, locations, trainees, sector of training etc., for the information of general public as well as employers.
- ❑ A call centre under the scheme has been set up through Telecommunications Consultant India Limited (TCIL). A Call Centre with the portal of Seekho aur Kamao to take the feedback from the trainees which help the Ministry in strengthening the online monitoring.

Achievements

Year	Financial (Rs. in Crore)			Physical (No. of trainees)	
	BE	RE	Achievement	targets	Achievements
2013-14	17.00	17.00	17.00	20,000	20,164
2014-15	35.00	46.23	46.21	20,000	20,720
2015-16	67.45	192.45	191.96	1,13,000	1,23,330
2016-17	210.00	210.00	204.93	1,15,000	53,240
2017-18	250.00	200.00	199.80	1,20,000	1,20,000* allocated

*Out of 1,20,000 allocated trainees, 98000 trainees have been sanctioned.

Steps taken to strengthen of the scheme

- State Government have also been involved for inspection of Project Implementing Agencies (PIAs) in the States.
- PIAs should be accredited and affiliated their centres under SMART portal of NSDC.
- The selected trade must be NSQF compliant.
- Ministry of Minority Affairs has already been adopted Common Norms of Ministry of Skill Development & Entrepreneurships (MSDE).

Process of accreditation and affiliation under SMART (Recent NSDC's guidelines)

- **Stage 1:** Interested organization can register them on SMART and create their required number of centres and apply for self-accreditation. The application submitted by the centre will be desk evaluated and once found compliant to the grading matrices of accreditation & affiliation will be allowed “Self-Accreditation” and a star grading with “Self-Accreditation” certificate will be issued.
- **Stage 2:** Once a training centre attains “Self-Accreditation”, the TC can apply to participate in any Govt. Sponsored schemes basis their “Self Accreditation” and gets empanelled and recommended from the scheme. Post this the training centre will be physically inspected, accreditation and affiliated from SSC. As SSC affiliation will be mandatory for centres training in any NSQF aligned job under Govt. Sponsored schemes.

Process of assessment and certification of trainees for the year 2017-18

- The PIAs of Seekho aur Kamao (2017-18) who have completed their skill training can register them on **SDMS 1.0** portal.
- The login credential will be provided to the registered organization by the NSDC and the PIAs will enable to proceed for assessment and certification of candidates.
- Those PIAs who have not initiated the skill training. They need to get their centre accreditation and affiliation first under SMART.

“USTTAD”
**(Upgrading the Skills and Training in
Traditional Arts/Crafts for
Development)**

Aim of the scheme

Launched on 14.05.2015.

- **The scheme aims at:**
 - ✓ **Capacity building and updating the traditional skills of master craftsmen/artisans;**
 - ✓ **Setting standards for traditional skills;**
 - ✓ **Training of minority youths;**
 - ✓ **Establishing market linkages;**
 - ✓ **Documentation of Traditional arts/crafts of minorities.**

Components of the scheme

- **The scheme has currently 4 (four) components :**
 - **Upgradation of Skills and Training in Traditional arts/ crafts through institutions.**
 - **USTTAD Apprenticeship stipend for Research and Development.**
 - **Support to craft museum for curating traditional arts/crafts.**
 - **Hunar Haat and Shilp Utsav –Support to minority Craftsmen/ Artisans for marketing their products.**
 - **USTTAD SAMMAN to outstanding Master craftspersons & Artisans/Culinary experts.**

Budget of the scheme

- **Budget:**

- 2014-15 - Rs. 0.50 Crore (at RE stage).

- 2015-16 - Rs. 17.00 crore (BE).

- 2016-17- Rs. 20.00 Crore

- 2017-18- Rs. 22.00 Crore

- **Expenditure:**

- 2014-15 – Rs. 0.44 Crore

- 2015-16 - Rs. 16.90 Crore

- 2016-17 - Rs. 19.77 Crore

- 2017-18- Rs. 21.80 Crore

Knowledge Partners and their role

- The Ministry has engaged the following Knowledge Partners:
 - National Institute of Fashion Technology (NIFT)
 - National Institute of Design (NID)
 - Indian Institute of Packaging (IIP)
- Knowledge Partners are supposed to do the following:
 - Identification of traditional skills/ crafts being practiced by minority communities.
 - Setting standards of the identified crafts.
 - Documentation of the identified crafts.
 - Design development and research.
 - Development of course curriculum for master craftsmen and trainees.
 - Monitoring, assessment and certification of the training.

Project Implementing Agencies (PIAs)

- Total 38 Project Implementing Agencies (PIAs) have been empanelled during 2016-17.
- 38 PIAs have been sanctioned during 2016-17 for training of 16,200 trainees in 11 States.
- An amount of Rs. 18.04 crore has been released to 38 PIAs during 2016-17.
- No state-wise funds are released. However, state-wise details of trainees sanctioned to PIAs are available.
- 216 PIAs have been empanelled under the scheme for the year 2017-18. accordingly, total 3456 trainees have been allocated for 16 trainees each to these 216 PIAs during 2017-18.

List of Traditional trades (It is not exhaustive list)

Zari Zardozi	Gem & Jewellery	Smoke embroidery
wood carving	Jute Bags	Kani Shawl weaving
Bloc Printing	Aari Work	Bamboo Craft
Chikankari	Crewal work	Artistic textile, Hand Embroidery
Mokaish	Sojni work	Kite Making
Handicraft Jewellery	Chanderi sari weaving	Reed Craft
Bone carving	Kundan Jewellery	Lac work
Munj Craft	Patch work	Rogan Art
Phulkari	Maheshwari	Soudogai Printing
Kashidakari	Papier Mache	Kitabat
Tie and dye	Durri making	wood inlay
Tankha (Buddhist craft)	Copper Work	Hand Made locks (Aligarh)
Loin Loom	Gabba and Namada,	Any other trade/craft which may be added later

State-wise number of trainees sanctioned to the Project Implementing Agencies (PIAs) under USTTAD scheme during 2016-17

S. No.	State	Number of trainees sanctioned
1	ASSAM	1500
2	HIMACHAL PRADESH	300
3	JAMMU & KASHMIR	2700
4	MADHYA PRADESH	1500
5	MAHARASHTRA	300
6	MANIPUR	600
7	MIZORAM	300
8	PUNJAB	600
9	RAJASTHAN	600
10	UTTAR PRADESH	6900
11	WEST BENGAL	900

Hunar Haats

- "[Hunar Haat](#)" is an exhibition to provide a platform under one roof to artisans and craft persons from the minority communities, to demonstrate, showcase and sell their products.
- Six (6) Hunar Haats were organized at different cities in India from the year 2016 to till date.
- Seven Hunar Haats are proposed for the year 2018-19 in the following cities:
 - 1) IITF (Delhi) – 2018
 - 2) BKS Marg, New Delhi
 - 3) Mumbai
 - 4) Goa
 - 5) Nagpur
 - 6) Allahabad
 - 7) Puducherry

New Initiatives

- Hunar Haat and USTTAD Samman, the new component under USTTAD scheme are added.
- Hunar Haat is being organized through National Minorities Development & Finance Corporation (NMDFC)/State Channelizing Agencies (SCAs) of NMDFC/State Handicraft Corporations/Central/State Handicraft-Handloom Council/Hunar Hubs in States/Any other Project Implementing Agencies (PIAs) having expertise in organizing marketing event for traditional crafts. Ministry will be the nodal Agency for implementing Hunar Haat.
- Ministry has initiated the USTTAD Samman award to 10 minority craftpersons every year from the year 2018-19. The last date for applying for USTTAD Samman award is 31st July, 2018.
- State Government's inspection or inspection through MAEF inspector has been made mandatory before the release of any fund to the PIAs.

Nai Manzil

*An integrated education and
livelihood initiative*

Ministry of Minority Affairs, Government of India

Background of Nai Manzil

Objective

To provide integrated education and market-driven skill training for targeted youth from Minority communities

Budget

Rs. 650 crores (50% of which is funded by World Bank)

Period

Launched on 8th August 2015 & Rolled out in 2016-17

Background of Nai Manzil (Contd.)

Target Group

1,00,000 school dropout minority youth in the age-group of 17-35 years from BPL families; 30% earmarked for women, 5% for PWDs and 15% can be considered for non-minority BPL beneficiaries for promoting inter-community solidarity

Coverage

The primary catchment area is the 1228 Minority Concentrated Blocks (MCB) where Minority population is 25% or more of total population.

Scheme Components

Basic Education (8th & 10th Std.) & Skills

Education, Skill Training & Placement

Education

(six months)

- OBE Level 'C' (equivalent to Class VIII)
- Secondary Level Examination (Class X)
- Stipend of Rs. 1000/- per month for six months
- Skill training aligned to National Skills Qualification Framework (NSQF) and Common Norms

Skill Development

- Special focus on skill courses at NSQF level 3 or above and category 1 courses as per Common Norms

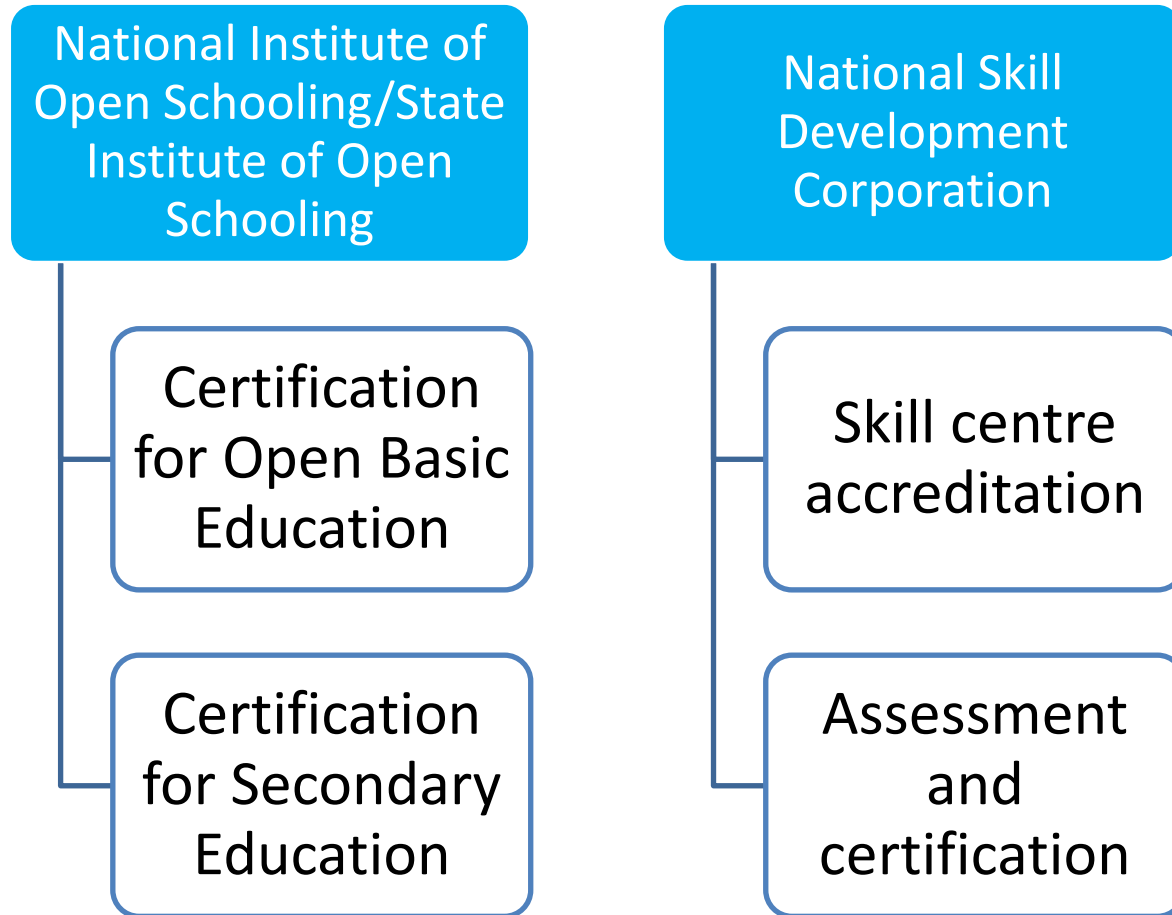
Placement

(within three months)

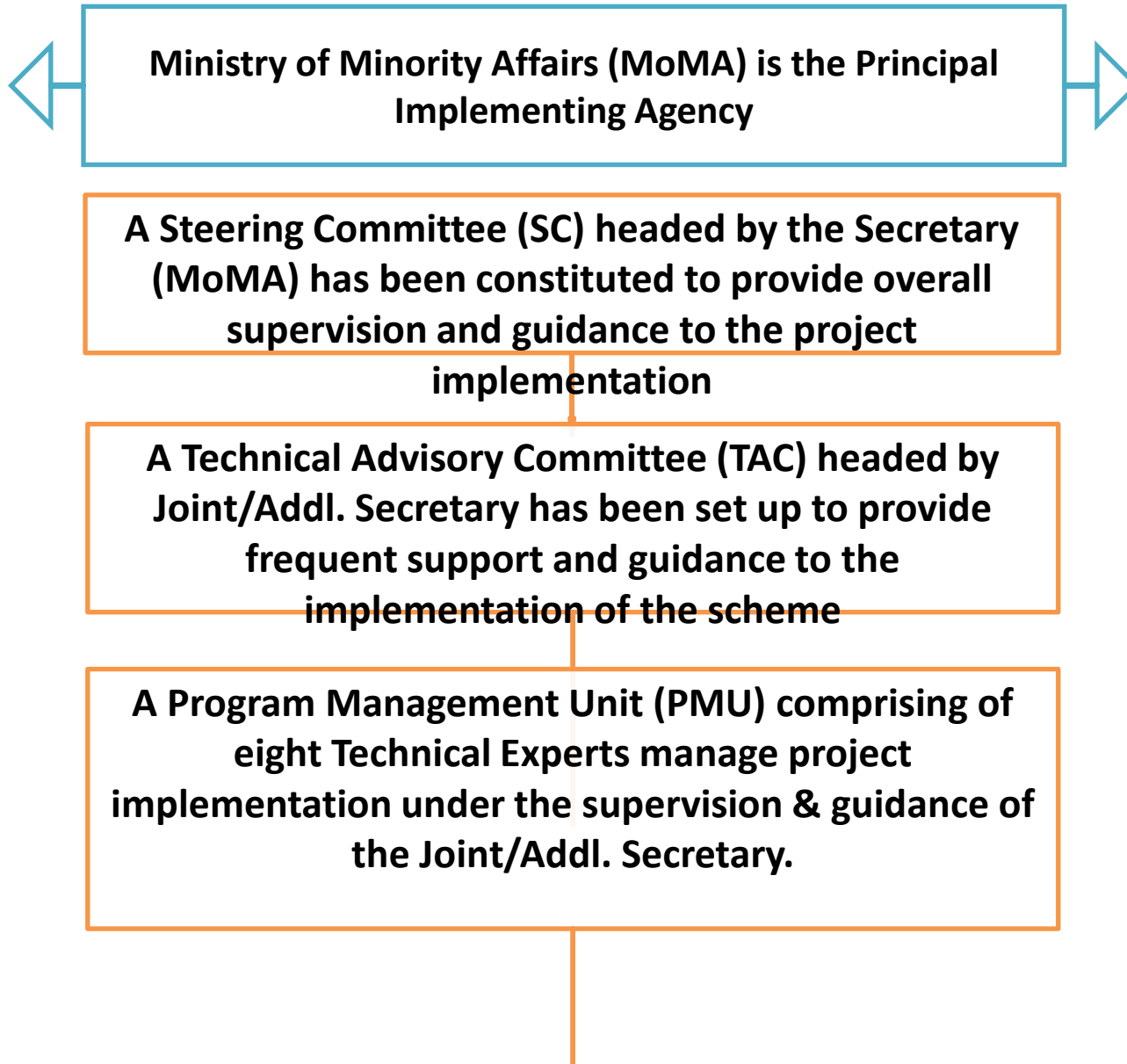
- Health and safety module incorporated
- Stipend of Rs.1500/- per month for three months
- Successful candidates are placed in employment (70%)
- Post Placement Support (PPS) of Rs. 2000/- per month for first two months



Role of NIOS and NSDC under Nai Manzil



Institutional Arrangements



Project Status at ground level



PIAs

- The Scheme at the ground level is implemented by Project Implementation Agencies (PIAs) covering all 27 states & 3 Union Territories (UTs)



Target allotted

- 38 selected PIAs implement the scheme through 72 projects (comprising of 69840 beneficiaries) in 22 states
- 73 PIAs (73 projects) selected for allotting the remaining targets

Enrolment in Education



Target : 69840



Enrolled: 66884



Percentage enrolled: 95.8%



**Women enrolled-
48%**

**Beneficiaries enrolled
under OBE (8th Std)– 22%**

**Beneficiaries enrolled
under Secondary
education (10th Std) – 74%**



Workshops/consultations

National Workshops

National Workshop for orientation of PIAs held on 31st October 2017 at The Park, New Delhi

State level Consultation for IPDP

Eight consultations for developing Indigenous Peoples Development Plan (IPDP) held in the states of Assam (15 Mar '18), Chhattisgarh (8th Mar '18), Gujarat (7 Mar '18), Jammu & Kashmir (12 Mar '18), Jharkhand (15 Mar '18), Madhya Pradesh (13 Mar '18), Manipur (20 Mar '18) & Rajasthan (21 Mar '18)

Regional Workshops

Six Regional Workshop cum Review Meeting in Ranchi (19 Jun '18), Ahmedabad (26 Jun '18), Bengaluru (29 Jun '18), Shillong (4 Jul '18) Chandigarh (11 Jul '18) & Kolkata (20 Jul '18)

Other Activities

Inspection of PIAs

MAEF inspectors conducted field visit of 119 training centres of 37 PIAs under Nai Manzil scheme and submitted report

Verificatio n of DLIs

A third party agency selected for independent verification of Disbursement Linked Indicators (DLIs) successfully verified 51092 candidates enrolled in education classes against the required 43000 beneficiaries

Financial Progress

- **Rs 117.97 Crore** disbursed as Grant in Aid to PIAs for **72 projects** to implement the Scheme in **2016-17**
- **Rs 92.78 Crores** disbursed as Grant in Aid for the Scheme implementation in **2017-18**.
- The BE for FY 2018-19 is **Rs. 140 crore** out of which **Rs. 5.81 crore** spent as on 30th June 2018.